

# Zigbee Smart Switch

Rocker Panel Switch

**Model: ZBRKSWWH-1C/2C/3C**

Input: 110-240V 50/60 Hz

Output: 250W

Connection: Zigbee

Build in Repeater: Yes

## Requirement

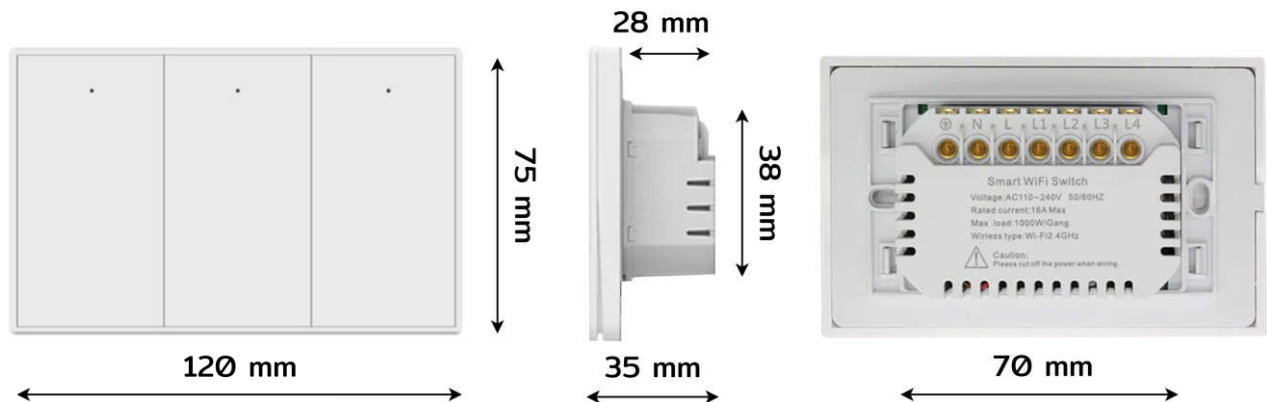
Neutral line required: Yes

Zigbee Gateway required: Yes




## Product Dimensions

Production size may vary +/-1mm



## Options

**1 Chanel**



**2 Chanel**



**3 Chanel**



# Zigbee Smart Switch

Touch Panel Switch

Model: ZBSWWH/BK/GR/GD-1C/2C/3C

Input: 110-240V 50/60 Hz

Output: 250W

Connection: Zigbee

Build in Repeater: Yes

## Requirement


Neutral line required: Yes

Zigbee Gateway required: Yes



## Product Dimensions

Production size may vary +/-1mm



## Options

White



Gold



Grey



# Zigbee Smart Socket

Touch Panel Socket

Model: ZBSKWH/BK/GR/GD-1C/2C/3C

Input: 110-240V 50/60 Hz

Output: 16A / 3500W

Connection: Zigbee

Build in Repeater: Yes

## Requirement


Neutral line required: Yes

Zigbee Gateway required: Yes




## Product Dimensions

Production size vary is +/-1mm




## Options

White



Gold



Grey

